

# InStyle

November 2015

**25** MOST  
GOOGLED  
STYLE Q'S

ANSWERED  
FOR GOOD

*10 Ways To*  
**'LIFT'**  
YOUR  
FACE

FOREIGN  
BEAUTY  
MUST-  
HAVES  
INSIDERS  
SWEAR BY

**Drew!**

EAVESDROP ON  
HER CHATTY  
LUNCH WITH OUR  
EDITOR-IN-  
CHIEF

Fashion  
Editor Faves  
**SCORES FROM**  
STORES  
YOU LOVE

## 50 *Best* Dressed

WHICH STYLE SENSATIONS MADE OUR LIST & WHY

InStyle

\$5.99US

11>



0 70989 10652 9

INSTYLE.COM



10 WAYS TO

# Give Your Face a Lift



Apply falsies with black-tinted glue that blends with your liner.



Charlotte Tilbury Matte Revolution Lipstick in Sexy Sienna, \$32; charlottetilbury.com.

## 1 Stop on Red

For the most youthful appearance, try skipping that bold lip, “which can appear aggressive and pull your face down,” says L’Oréal makeup artist Sir John. Instead, he advises keeping lips soft by slightly overdrawing them with a pinkish beige liner for a fuller look and then finishing with neutral lipstick.



## 2 Open Your Eyes

Who knew drawing a simple line could revive tired lids? A cat eye can “immediately raise up your entire face,” says Sir John. “Place a dot outside the outer corner of each eye, where you want the wing to end up. Starting at the tear duct, trace your lash lines until you get to the outer edge and then flick up toward the dot.”

L’Oréal Paris Infallible Gel Never Fail Lacquer Liner 24H in black, \$10; drugstore.com.

## 3

### Tighten Up

The Roloxin Lift, a rinse-off mask, deposits silica and polymers to iron out lines for up to 24 hours. Want a longer-lasting fix? Dermatologist favorite Ultherapy (sessions run upwards of \$1,500) uses ultrasound to heat the dermis and underlying muscle, producing a shrink-wrap-like effect that takes a few months to kick in and can last two years, says N.Y.C. dermatologist Anne Chapas.

Roloxin Lift, \$110/10; sephora.com.



## 4 Lash Out

The eyes have it—the first signs of aging and the consequences of too little sleep, that is. But it’s nothing faux lashes can’t solve, or at least minimize. Just take a strip, cut it in half, and then glue the inner section along the edge of your lids to create an elongated lash line, extending it just past the outer corner. “Stronger lashes make the eyes look more lively and awake,” says Sir John, who counts Beyoncé and Gabrielle Union as clients.

Ardell No. 109 Lashes, \$4/set; ulta.com.

## 5

### Conceal Last

“When shadow is applied, powder can fall and land under your eyes, making you look worn out,” says Sir John. Dabbing on concealer after you’ve put on other makeup “gives you an instant luminizing boost,” he says. Chanel makeup artist Kate Lee, who works with Keira Knightley, says to go one shade lighter than your skin: “Pat it right up into your lash lines to raise the outer corners of the lids.”

Chanel Lift Lumière Smoothing and Rejuvenating Eye Contour Concealer in 10 Beige Lumière, \$46; chanel.com.





# ELIZABETH<sup>AND</sup>JAMES NIRVANA

THE FIRST  
FINE FRAGRANCE  
DRY SHAMPOO



REFRESH  
VOLUMIZE • TEXTURIZE


EXCLUSIVELY AT SEPHORA

## BEAUTY 10 WAYS TO


# 6

### Shine a “Strobe” Light

Use illuminator on the top of your cheekbones, brow bones, and jawline, says Lee, who prefers liquid or cream formulas for their blendability. “You want to attract light to the high points of the face,” she says. “This enhances your skin’s texture and makes it appear more taut.” But, she adds, “avoid sparkle—it’s the enemy if you’re trying to look younger.”



Becca Shimmering Skin Perfector Poured in Moonstone, \$38; [sephora.com](http://sephora.com).



Electric currents instantly tighten.

### Zap It

Getting your bounce back might take a (non-painful) shock to the system. Nano-current treatments can ramp up production of ATP, a co-enzyme found in the skin that helps increase collagen and elastin. The currents also promote lymphatic drainage, especially important around “the jowls and cheekbones and under the eyes, where excess fluid can make the face look saggy,” says L.A. aesthetician Melanie Simon. “With devices like these, you can get instant and long-term sculpting.”

ZIIP Nano-Current Skincare Device, \$495; [ziipbeauty.com](http://ziipbeauty.com) for more information.

# 8

### Get Plumped

Collagen starts to decrease with age, so we lose fullness in our faces. A simple way to counteract this downward trend? Increase the skin’s hydration levels, which has a plumping effect, says L.A. aesthetician Kate Somerville. At home, apply hyaluronic-acid-rich products, like Somerville’s DermalQuench (the newest version, available this month, has collagen-boosting retinol too). At the dermatologist’s, check out “hyaluronic-acid-based fillers like Voluma, which can fill out hollows and lift cheeks,” says Dr. Chapas, who adds that results may last from one to two years (one treatment costs about \$1,200).

Kate Somerville Dermal Quench + Retinol Advanced Resurfacing Treatment, \$98; [katesomerville.com](http://katesomerville.com).





# 9

## Hit the Hair Salon

Don't let your strands keep you down: "Long, blunt cuts can have a dragging effect," says Garnier stylist Tommy Buckett. But short framing layers with body (like those on Cate Blanchett) visually pull everything up. The rule also applies to color. "Partial highlights around the front brighten up the face," says colorist Adrian Wallace of N.Y.C.'s Rita Hazan Salon, who suggests sticking with complexion-softening neutral to golden tones. Prefer balayage? Just make sure you don't wait so long between touch-ups that the color reaches below eye level.

Garnier Fructis Full & Plush Ends Plumper Amplifying Leave-In Serum, \$6; [garnierusa.com](http://garnierusa.com).



# 10

## Raise Some Brows


A full arch definitely makes you appear younger, but creating the right shape is also key. For the most fresh-faced look, eschew a straight, boyish style: "Leave the thickness in the front, in line with the inner corners of your eyes," says N.Y.C. brow expert Sania Vucetaj. "Then remove stray hairs beneath the arch and from below the tail so it extends outward instead of down, which can make eyes look droopy."

Sania's Brow Bar Slanted Tip Tweezers, \$25; [saniasbrowbar.com](http://saniasbrowbar.com).



# POWERFULLY CLEAN VIBRANTLY FRESH

Inspired by Nature - Acadia National Park, Maine



National Park Foundation

ARM & HAMMER® is proud to contribute to the National Park Foundation in helping to preserve America's National Parks.

Find us on

**THE CLEAN YOU NEED, SCENTS INSPIRED BY NATURE, FOR LESS.\***

\*per load vs. the leading detergent

